

<https://megepayment.gov.in/>

Apr


2018

GRAS
(Government Receipt Accounting System)

Search
Challan
Module
(Version 1.0)

Table of Contents

1. Introduction	3
1.1 Purpose	3
1.2 Audience	3
2. Getting Started.....	4
2.1 Search Challan.....	4
2.2 Verification Response	6
Logout	7



1. Introduction

1.1 Purpose

The purpose of this document is to provide complete details about the module “Payment without Registration for Manual Payment”. It will help the user to make payment of Government taxes and non-taxes. User those who don't have Internet banking account they can use “Payment Across Bank Counter (Cash/Cheque)”

1.2 Audience

The target audience is unregistered user/ Guest user. This module has been developed taking into consideration the requirement of the user.

Basic requirements for Manual - payment

- Internet Connection.
- User should have minimum knowledge of using browser for Manual payment.

2. Getting Started

Meghalaya e-Payment
Cyber Treasury, Directorate of Accounts & Treasuries,
Finance Department, Government of Meghalaya, India

Home | Sitemap | Contact Us

Search

Users Login

User Name

Password

Image Text

Input Image

Text

Login

[Forgot Password](#)

New User Registration
Useful to keep track on history of transactions, creating multiple profiles and easy Challan search facility.

Pay Without Registration
Useful for users who pays taxes less frequently.

Search Challan
Useful to search Challan which is created using Pay Without Registration option.

Departments
Useful to see list of all departments giving facility for ePayment.

Available Banks in Cyber Treasury

Available Departments in GRAS

Commissioner, State Excise | Right to Information (RTI) | Meghalaya Public Service

Information About Maghalaya E-Payment

Finance Department (FD), Government of Meghalaya, has decided to receive payments electronically, e-payment is a mode of payment in addition to the conventional methods of payment offered by the Government of Meghalaya. The acceptance of on-line payment of Meghalaya State's Taxes through the internet portals of various banks have been developed, without having any implication on the existing procedure of the executive and accounting agencies of the Department. To avail of this facility the taxpayer is required to have a net-banking account with any of the banks listed by the government on this site

[More](#)

Department Wise Tax Payment

Transport Commissioner

- » Pay Receipt for indian motor vechile act in the form of e-Challan
- » Pay Receipt for state motor vechile act in the form of e-Challan.
- » Pay tax on entry of goods in local area in the form of e-Challan.

2.1 Search Challan


This option is used to search challan and get the print of challan **Only for Unregistered user**
To search the challan click on "Search Challan" Option, user will get in the next screen
[*] Sign indicates that field is mandatory to enter or to select.



Meghalaya e-Payment

Cyber Treasury, Directorate of Accounts & Treasuries,
Finance Department, Government of Meghalaya, India

Search Challan (only for Unregistered Users) Fields marked with (*) are mandatory.

Department *	Meghalaya State Information Commission		
District/Treasury *	Shg- Dist.	Bank *	STATE BANK OF INDIA
Amount *	1	GRN	ML000000657201718E
CIN			
Note :- Please enter either GRN or Bank CIN			
Image Text			Input Image Text *
			qp5ZwH
<input type="button" value="Search"/>			

Process:

- **Department-** Select **Department** printed on challan from the dropdown list.
- **District/Treasury** - Select the **District/Treasury** printed on challan from the dropdown list.
- **Bank** – Select **Bank** printed on challan from the dropdown list.
- **Amount** – Enter the **Amount** of challan.

Note:

♣ User gets the challan details only when user knows either one option from following options:

- a. **GRN No :**
User must know the GRN *Government Reference Number (GRN)* generated on the Challan to uniquely identify the payment to be made by the user. (18 digit GRN generated is properly noted and saved)
(OR)
- b. **Bank CIN:**
User gets bank **CIN No.** of that respective bank after the successful completion of the transaction. CIN (Challan Identification Number) is generated as an acknowledgement for payment made online. If **user does not remember CIN then please check it in respective bank transaction by login net banking account of respective bank.**
(OR)
- c. **Bank PRN:**
User gets bank Payment Reference No. of that respective bank. If user does not remember PRN then please check it in respective bank by login net banking account of respective bank.

▪ Click on “Search Button” to get the details of challan. User will get screen below


https://megepayment.gov.in/challan/views/frmSearchChallanWithOutReg.php



Meghalaya e-Payment

Cyber Treasury, Directorate of Accounts & Treasuries,
Finance Department, Government of Meghalaya, India

Search Challan (only for Unregistered Users) Fields marked with (*) are mandatory.

Department *	Commissioner Of Transport		
District/Treasury *	Select One	Bank *	STATE BANK OF INDIA
Amount *	1	GRN	ML000132943201819E
CIN			
Note :- Please enter either GRN or Bank CIN			
Image Text		Input Image Text *	
<input type="button" value="Search"/>			
GRN	Party Name	Amount	Payment verification with bank
ML000132943201819E	TEST	1.00	Verify

Note:- Click on GRN/Challan No. to view the challan

Since GRAS site has not received Bank CIN from Bank, hence challan will not be able to view and following screen will appear

Note:

In case of successful payment (i.e. Customer account debited in bank but Bank CIN not updated on GRAS site), Please update the bank CIN by clicking on **“Verify”**

- Click on **“Verify”** link from
- Once user click on "Verify" user will get screen

2.2 Verification Response

GRN VERIFICATION RESPONSE FOR :: STATE BANK OF INDIA					
GRN	Bank CIN No.	Bank Reference No.	Bank TimeStamp	Status	Amount
ML000000657201718E	62402017082948900	IK00HDZBR5	29/08/2017-15:44:10	Success	1


https://megepayment.gov.in/challan/views/frmSearchChallanWithOutReg.php



Meghalaya e-Payment

Cyber Treasury, Directorate of Accounts & Treasuries,
Finance Department, Government of Meghalaya, India

Search Challan (only for Unregistered Users) Fields marked with (*) are mandatory.

Department *	Commissioner Of Transport		
District/Treasury *	Select One	Bank *	STATE BANK OF INDIA
Amount *	1	GRN	ML000132943201819E
CIN			
Note :- Please enter either GRN or Bank CIN			
Image Text		Input Image Text *	
<input type="button" value="Search"/>			
GRN	Party Name	Amount	Payment verification with bank
ML000132943201819E	TEST	1.00	Successful
<small>Note:- Click on GRN/Challan No. to view the challan</small>			

Click on close button to close the window

Note:

If GRAS site receive the Bank CIN from Bank site, then Payment verification with bank is shown as "Verified" and user can click on GRN No. to view the challan.

Click on GRN No. user will get screen fig (2.6)

Logout

When the user completes the work user should logout immediately to free the resources with the central server. The system displays the home page.